



DOUBLE CHAMFER

Victory Bear chamfers produce the cleanest and sharpest finishes in the industry.

We offer a wide variety of double chamfer options for flexibility on your job. Each style has been designed to save you time and labor, eliminating time-consuming caulking, patching and grinding often required with other chamfer products.

FEATURES & BENEFITS

Flex-Edge Seal

Victory Bear Flex-Edge technology seals tightly against the casting surface, preventing concrete seepage while creating sharp, crisp lines.

Labor Savings

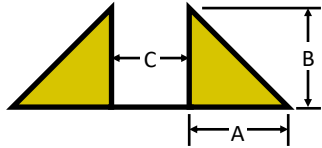
PVC provides a superior finish to wood. It releases cleanly from the concrete, and leaves no residue. The end result is a superior finish that leaves little to no finish work after the panels are lifted.

Multiple Options

With a wide variety of double chamfer products to meet multiple chamfer dimensions and board types, Victory Bear is sure to have an option to meet your needs.



DOUBLE CHAMFER



Standard Series

Can be attached with fasteners or adhesive.


Available with our rigid or soft PVC "Flex-Edge" seal that seals tightly against the casting surface.



Topside Double Chamfer

Flush top side allows for easier screeding.

Chamfer seals tightly against the wood form to create clean lines with little to no patching or grinding.




Bulkhead Double Chamfer

Available to use with Base Clip for hiding fasteners, or One-Piece for gluing down.

Bulkhead's Flex-Edge Seal creates clean lines with little to no patching or grinding.

Use with 3/4"-1" board.



Part Number	Part Name	Width "A"	Height "B"	Width "C"	Chamfer Angle	Pieces Per Box	Ft. Per Box	Soft PVC Seal?
733	Double Chamfer 2 x 1/2 (Standard)	0.5"	0.5"	1.5"	45°	20	160	YES
737	Double Chamfer 1.25 x 3/4 (Standard)	0.75"	0.75"	1.25"	45°	36	288	YES
755	Double Chamfer 1 x 1/2 (Standard)	0.28"	0.5"	0.75"	60°	16	128	YES
863	Double Chamfer 2 x 3/4 (Standard)	0.75"	0.75"	1.5"	45°	30	240	YES
809	High Double Chamfer 2 x 3/4 (Standard)	0.75"	0.75"	1.5"	45°	18	144	YES
725	One-Piece Bulkhead Double Chamfer 1 x 3/4	0.75"	0.75"	0.75"	45°	12	96	YES
767	Bulkhead Double Chamfer 1 x 3/4*	0.75"	0.75"	0.75"	45°	12	96	NO
804	Double Chamfer 1.25 x 3/4 Topside	0.75"	0.75"	1.25"	45°	TBD	TBD	NO
806	Double Chamfer 2 x 3/4 Topside	0.75"	0.75"	1.5"	45°	25	200	NO
803	Double Chamfer 1 x 3/4" Topside	0.75"	0.75"	0.75"	45°	18	144	NO

*Base Clip Required

INSTALLATION

Step 1 - Fix the Double Chamfer into place using fasteners, tape, or adhesive.

Step 2 - Check to ensure the chamfer's edge is pressed firmly against the casting surface.

Step 3 - Insert lumber into the channel along the length of the Double Chamfer. For wood that is swollen beyond standard dimensions, insert one side first against the flex edge, then roll the other side into the channel.

SEE THE VICTORY BEAR DIFFERENCE



VICTORY BEAR PVC



WOOD CHAMFER