

## WALL JOINT COVER

Victory Bear's Wall Joint Covers are an attractive and easy way to finish interior concrete wall joints.

Ideal for covering 1/4" to 1" gaps between panel joints in concrete walls, these durable PVC inserts eliminate the need for expensive caulking material and labor.

### FEATURES & BENEFITS

#### Save Time and Money


Simply insert the Wall Joint Cover between the wall panels for a tight fit. There's no longer a need for expensive caulking between joints.

#### Eliminates Gaps

Wall Joint Cover fits tightly into the gaps to cover the panel joints.

#### Looks Great

Victory Bear's Wall Joint Covers are made with a smooth, attractive surface which is ready to install right out of the box in standard gray.



#### Can Be Painted

If a custom color is required, the Victory Bear Wall Joint Cover can be primed and painted.

# WALL JOINT COVER




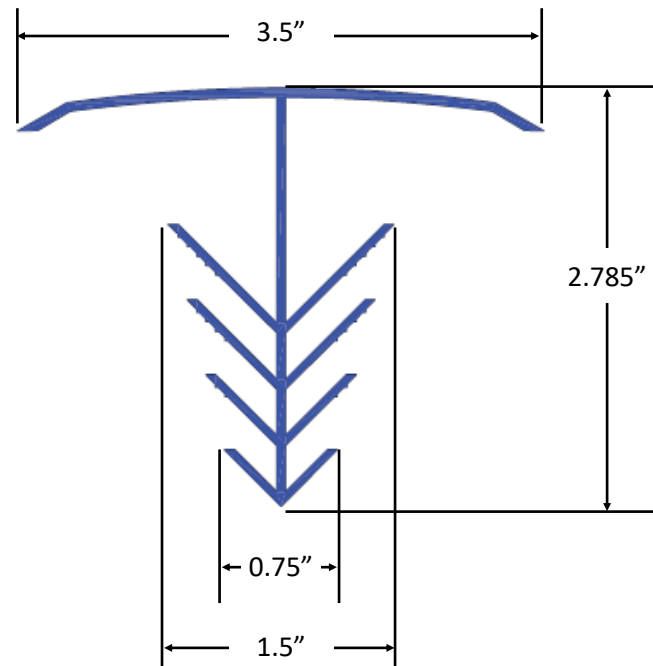
## INSTALLATION

**Step 1**– Align the center “V” nose with the center of the joint and apply pressure, starting from one end of the Wall Joint Cover and working toward the opposite end.

**Step 2** - Once the Wall Joint Cover has been started, the face can be tapped into the place with a rubber mallet or a hammer and wood block.

**Step 3** - After installation, Wall Joint Cover may be primed and painted to match existing surfaces, or left unfinished.

*Wall Joint Cover is for interior wall joints only.*



Part Number	Part Name	Pieces Per Box	Ft. Per Box
727	Wall Joint Cover	12	96