



# SLAB SAVER

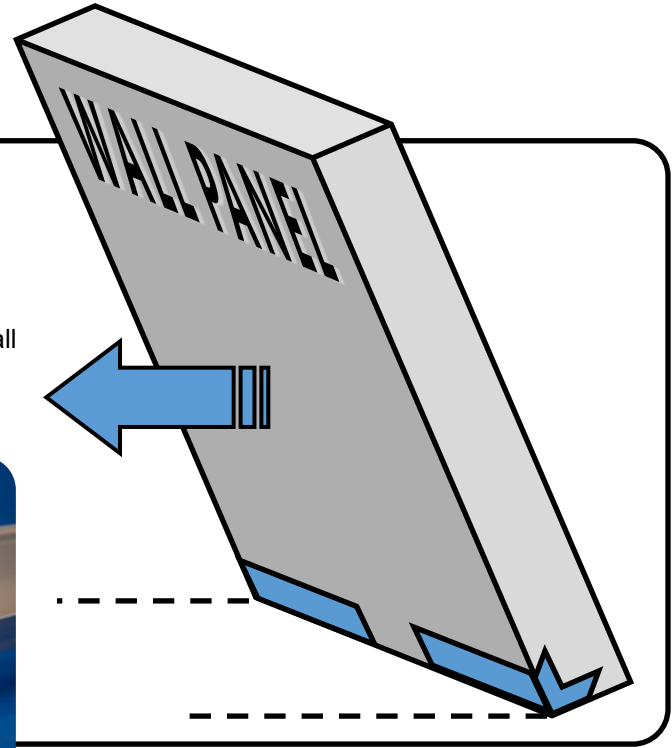

Victory Bear Slab Savers are a safe, effective, and easy way of protecting floors from damage when walls are lifted. Installation is quick and simple, and the result is a smooth, clean floor that saves time and labor after the tilt.

Victory Bear Slab Savers are made in the USA of high quality, impact resistant PVC that will never rot when left in the wall panel.

## FEATURES & BENEFITS

### Eliminates Floor Repairs

Victory Bear Slab Saver virtually eliminates the need for costly floor repairs. The plastic Slab Saver is installed in the corner of the wall panel, and harmlessly glides along the slab when the panel is lifted.



# SLAB SAVER



## INSTALLATION

**Step 1** - Set a piece of Slab Saver into the form at 18" from each edge, and one in the center of the panel. If the wall panel is to be wider than 20', add one additional piece of Slab Saver every 5 feet.



**Step 2** - Secure to the form using nails.

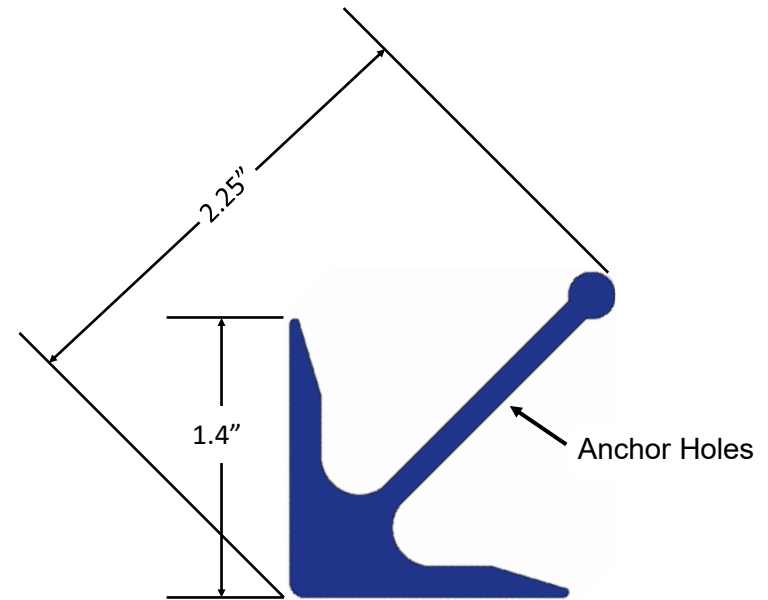


**Step 3** - Use of chamfer strips is recommended between each piece of Slab Saver.

**Step 4** - Pour concrete. Normal vibration of the concrete ensures it will correctly surround the Slab Saver.



**Step 5** - Slab Saver stays in the wall panel and is not removed.



Part Number	Part Name	Pieces Per Box	Ft. Per Box
787	Victory Bear Slab Saver	42	84